


# KMAX<sup>®</sup>




**Optional:**  
Electronic  
Doorbell




**Optional:**  
Weatherproof  
Proximity Reader



**KMAX<sup>®</sup> S50**



**KMAX<sup>®</sup> E50**



## Specification

	KMAX S50	KMAX E50
Power Supply	DC : Voltage 12V±10%<0.1A	
Max Load	Alarm Output: 100MA ElectroLock Output:5A	
Induction Distance	5-15CM	
Ambient Temperature	-20°C - 60°C	
Card Capacity	600 User Cards	6000 User Cards
RH	20% - 90%	
Weight	130g	150g
Dimension	118mm x 78mm x 25mm	120mm x 80mm x 27mm
LED Backlight	No	Yes
Weatherproof Keypad	No	Yes
Door Sensor Output	Yes	Yes

# KMAX<sup>®</sup>



## Proximity Reader



### Features:

- Build in Keypad For Pin Code Entry
- Two Status LED Lights
- Programmable Door Lock Release Time
- Built In Door Bell Button
- Selectable Operating Mode: Pin, Card, Pin + Card
- Come with Mounting Template for Easier Installation
- Come with Door Sensor Output for Better Security